

How to Reopen Your Practice — A-dec Equipment Tips

In the wake of the worldwide COVID-19 pandemic, consider these important A-dec equipment tips as you and your dental team prepare to reopen your practice ...



General Tips for the Treatment Room:

- Ensure that your practice protocols and policies have been updated to comply with local or regional government and health authority guidelines.
- Always refer to and follow the manufacturer’s instructions for use that came with your equipment. The recommended tips in this document are only for A-dec equipment.
- Verify that your environmental controls are properly set so rooms are at normal operating temperature prior to start-up. Extreme fluctuations in temperature can affect equipment performance.
- Clean and disinfect everything in the operatory as you would after each patient or during your weekly cleaning protocol. Be sure to clean and disinfect all touch and transfer surfaces before reopening your practice. *(See resource links below for more details.)*
- Check manufacturer recommendations for your mechanical room before turning on the office compressor and vacuum system.
- Review the [A-dec Equipment Maintenance Checklist](#) in conjunction with the following equipment tip sections for additional guidance. *(See resource links below for more details.)*
- Cycle all equipment through a full range of motion and features to ensure proper operation.
- If anything is not running properly, or if you encounter any concerning issues with your dental equipment, contact the authorised A-dec dealer or distributor in your region. *(See the [contact information](#) at the end of this document for more details.)*

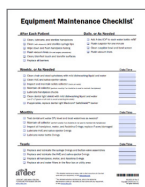
A-dec Resources to Consider *(visit the Resource Center at a-dec.com):*



A-dec Equipment Asepsis Guide
Provides basic surface management guidelines for A-dec equipment.



A-dec Upholstery Maintenance Guide
Comprehensive guide on A-dec dental chair upholstery care.



A-dec Equipment Maintenance Checklist
Checklist of essential daily, weekly, monthly, and yearly equipment maintenance tasks.

Continued...



Dental Chair and Dental Light:

- Ensure that the chair power button (on or near the baseplate) is in the on position.
- Turn the light on and off, as well as cycle through the various light modes.

A-dec Resources to Consider (*visit the Resource Center at a-dec.com*):



A-dec Dental Chair Instructions for Use

Choose your model from the list of chair Instructions for Use search results.



A-dec Upholstery Maintenance Guide

Comprehensive guide on A-dec dental chair upholstery care.



A-dec Dental Light Instructions for Use

Choose your model from the list of dental light Instructions for Use search results.



Delivery System and Waterline Maintenance:

A-dec recommends that you perform a shock treatment on all delivery system dental unit waterlines before you reopen your practice.

- Clean all water bottles thoroughly.
- Apply a shock treatment with an EPA-approved product. If your practice is outside the USA, contact your authorised A-dec dealer for recommendations.
- Resume daily use of A-dec ICX® tablets and A-dec's recommended waterline maintenance protocol. (See resource links below for more details.)
- Monitor your dental unit water regularly. (See the [A-dec Waterline Maintenance Guide](#) for recommendations on frequency and procedures.)
- Follow all daily, weekly, monthly, and yearly items that pertain to delivery systems in the [A-dec Equipment Maintenance Checklist](#). (See resource links below for more details.)

A-dec Resources to Consider (*visit the Resource Center at a-dec.com*):




A-dec Delivery System Instructions for Use

Choose your model from the list of delivery system Instructions for Use search results.




A-dec Self-Contained Water System Instructions for Use

Comprehensive user guide on the A-dec self-contained water system.



A-dec Waterline Maintenance Guide

Comprehensive user guide on waterline maintenance for A-dec systems.



A-dec Equipment Maintenance Checklist

Checklist of essential daily, weekly, monthly, and yearly equipment maintenance tasks.

Continued...



Assistant's Instrumentation:

- Clean all vacuum lines using your normal vacuum-line cleaning protocol.
- Perform A-dec's recommended cleaning protocol on all high volume evacuators (HVEs), saliva ejectors (SEs), air/water syringes, and solids collector components. *(See the resources below for more details.)*
- Test the air/water syringe operation. If you detect air/water leaks, or if the air/water flow does not immediately stop when you release the buttons, replace and lubricate the syringe O-rings and button-valve assemblies.
- Follow all daily, weekly, monthly, and yearly items that pertain to assistant's instrumentation and related support systems in the [A-dec Equipment Maintenance Checklist](#).

A-dec Resources to Consider (*visit the Resource Center at a-dec.com*):



A-dec Assistant's Instrumentation Instructions for Use

Choose your model from the list of assistant's instrumentation Instructions for Use search results.



A-dec Syringes Instructions for Use

Choose your model from the list of syringe Instructions for Use search results.



Handpieces and Other Integrated Instruments:

Always refer to and follow the manufacturer's instructions for use that came with your device.

- Inspect all sealed pouch instruments. If the seal appears to be compromised in any way, reprocess the instrument.
- Visually inspect to ensure that each instrument is clean and in good shape.
- Run each handpiece to verify proper operation, including air and water coolant spray.

A-dec Resources to Consider (*visit the Resource Center at a-dec.com*):



Handpieces and Motors Instructions for Use

Choose your model from the list of handpiece and motor Instructions for Use search results.

Continued...



 **A-dec Headquarters**

2601 Crestview Drive
Newberg, Oregon 97132 USA
Tel: 1.800.547.1883 within USA/CAN
Tel: +1.503.538.7478 outside USA/CAN
www.a-dec.com

A-dec Australia

Tel: 1.800.225.010 within AUS
Tel: +61.(0)2.8332.4000 outside AUS
customer.service@a-dec.com.au

A-dec China

Tel: 400.600.5434 within CN
Tel: +86.571.89026088 outside CN

A-dec United Kingdom

Tel: 0800.233285 within UK
Tel: +44.(0).24.7635.0901 outside UK
info@a-dec.co.uk

86.0877.00 Rev A
Date of Issue 2020-05-26
Copyright 2020 A-dec Inc.
All rights reserved.