

Stools

A-dec® Stools

Seating That's Made to Perform



a dec®

A-dec 500 Performance Stools.

Ultimate Comfort for the Dental Team

You provide the best care for your patients when you're able to work comfortably. Now, a unique ergonomic seating solution allows you to do just that. The A-dec 500.

With years of research behind it, the innovative A-dec 500 stool is strategically engineered to help you feel your best, so you can perform your best.

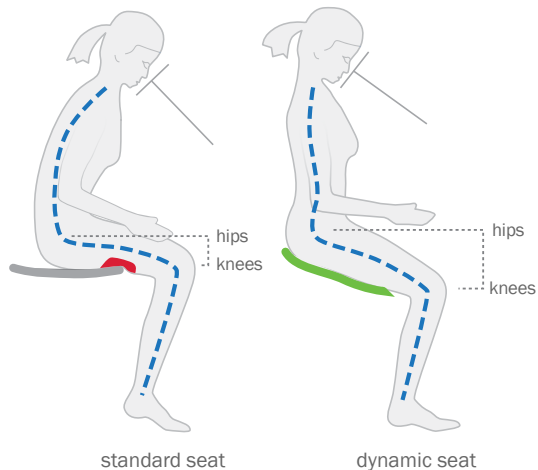




Stools That Support Healthy Posture.

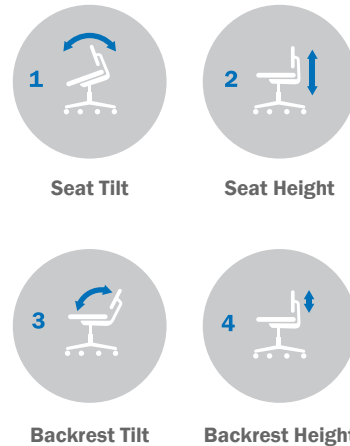
A-dec 500 stools were designed to conform and move with your body. Take the dynamic seat for example. Everything from the suspension frame to the flexible, body-conforming materials are there for a purpose. Comfort. Easy-to-access paddles complete the customization and help you maintain ergonomically healthy posture throughout the day.

Healthy Seated Posture



Our answer to your ergonomic needs begins with adjusting the way you sit to avoid a damaging C-shaped spine. This healthy sitting posture is referred to as an “athletic stance.” When you sit with hips above the knees and the backrest raised low and forward, your spine is able to maintain a healthy S-shape. The dynamic seat lets you enjoy both comfort and improved performance.

Four Points of Adjustability



Correct posture reduces stress on joints and spine, and provides better circulation for feet and extremities. A-dec 500 stools have easy-to-follow numbered paddles that encourage incremental customized adjustments throughout the day—especially important if there are multiple users.

Dynamic Seating System



Three layers of flexible seating conform to your every shift and move:

- 1. Cushion Foam** (top layer) - Forms a final tier of comfort.
- 2. Comfort-flex Armature** (middle) - Creates a body-conforming surface, based on four performance zones.
- 3. Flex Frame** (base) - Supports large scale movements.

**A-dec 522
Assistant's Stool**

A-dec 500 Stools

Dynamic Support

Our feature-rich A-dec 500 stools have a dynamic seating system with unique performance zones that mold to the shape of the body. These performance zones work in unison to keep you supported while you shift, lean and work. Other features, such as the contoured backrest, cradle the spine for ultimate comfort. With A-dec's ergonomic seating solutions, you can focus on what's most important—your patients.

	Doctor's Stool A-dec 521	Assistant's Stool A-dec 522
Dynamic seating system	•	•
Whisper quiet casters	•	•
Contoured backrest	•	optional
Seat tilt adjustment	•	only with optional backrest
Swing-out armrests	optional	
Height-adjustable foot ring		•
Foot pedestal		optional



Whisper Quiet Casters
The design provides smooth, ultra-quiet movement on both carpet and hard flooring.



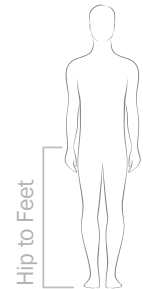
Adjustment Controls
Numbered paddles are easy to access for quick adjustments and easy cleaning.



Backrest Height Control
A push button makes access and one handed adjustments easy.

A-dec 521 Doctor's Stool Find the Right Height

To choose the right stool height, measure from hips to the feet.
Above 34" - Choose tall cylinder
Under 34" - Choose short cylinder





A-dec 521 Doctor's Stool with Optional Swing-out Armrests



Optional Foot Pedestal

Replaces foot ring to better distribute weight from the seat to the feet for an "athletic stance."

A-dec 500 Stools Options & Accessories

Optional Swing-out Armrests

Three adjustments—width, height and rotation—give you greater support and mobility.

- Rest your arms while working in the oral cavity
- Slide armrests out of the way with ease
- Adjust armrest height



**A-dec 422
Assistant's Stool**

A-dec 400 Stools

Iconic Durability

You deserve comfort from seating that's also going to last. For years, our durable seating solutions have been helping dental practitioners sit in a healthy supported position. Features such as the anatomically shaped backrest, adjustable torso support, rolled seat edges and ergonomic tilt, reduce disc pressure and muscle pain.

Select sewn or formed upholstery in an extensive color palette that's sure to complement your office. Make your next seating investment with A-dec—we're here to support you.

**A-dec 421
Doctor's Stool**



	A-dec 421 Doctor's Stool	A-dec 422 Assistant's Stool
Contoured backrest	•	
Contoured seat	•	•
Ergonomic tilt	•	
Adjustable torso support		•
Easy-to-reach adjustment levers	•	•
Height-adjustable foot ring		•

Note: A-dec 400 stools do not have the dynamic seating system that is standard in the 500 stool line.

A-dec 421 Doctor's Stool Find the Right Height

To choose the right stool height, measure from hips to the feet.

Above 32" - Choose tall cylinder
Under 32" - Choose short cylinder



Upholstery and Color Options

All About Hue

Use color to create an office that truly reflects your personality. Select from a wide variety of colors in either formed or sewn upholstery for A-dec 421 and A-dec 422. Sewn only options available for A-dec 521 and A-dec 522.

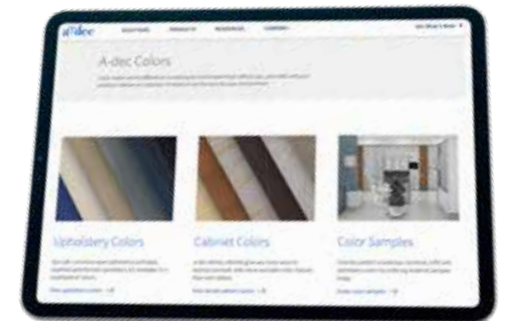
Sewn Upholstery (available for A-dec 500 and A-dec 400 Stools)



Formed Upholstery (available for A-dec 400 Stools)



Order Your Samples at
a-dec.com/Color



Actual colors may vary. See your authorized A-dec Dealer for color samples and the most current product information.



A-dec Headquarters

2601 Crestview Drive
Newberg, Oregon 97132 USA
Tel: 1.800.547.1883 within USA/CAN
Tel: +1.503.538.7478 outside USA/CAN
Fax: +1.503.538.0276
a-dec.com

A-dec Australia

Tel: 1.800.225.010 within AUS
Tel: +61.(0)2.8332.4000 outside AUS

A-dec China

Tel: 400.600.5434 within CN
Tel: +86.571.89026088 outside CN

A-dec United Kingdom

Tel: 0800.233285 within UK
Tel: +44.(0).24.7635.0901 outside UK

To learn more about A-dec's ergonomic seating or to request a complementary ergonomic assessment visit a-dec.com/500stools.

The colors and products shown may vary from the actual materials and are subject to change without notice. Please see your authorized A-dec dealer for accurate color samples and the most current product information.

©2023 A-dec, Inc. All rights reserved.
85.6072.00/BB/3M/4-23/Rev J